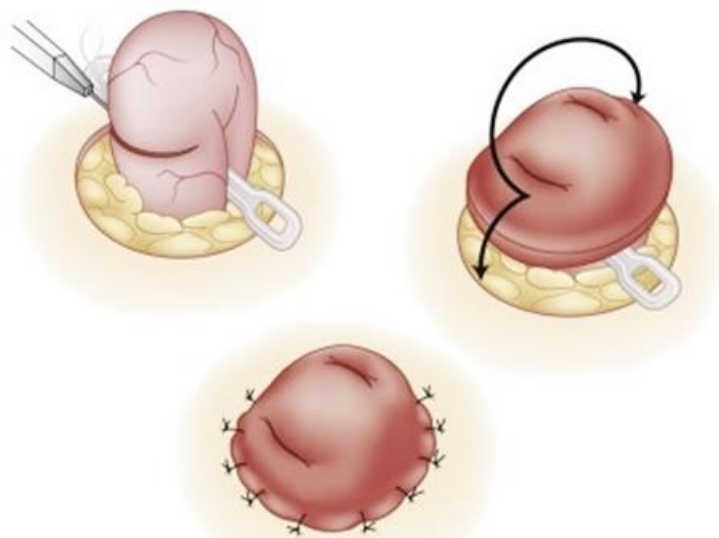
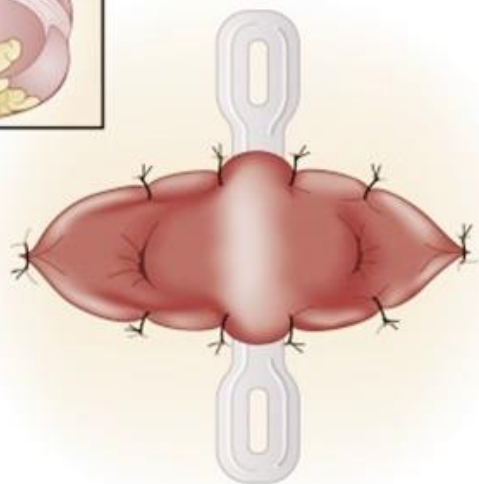
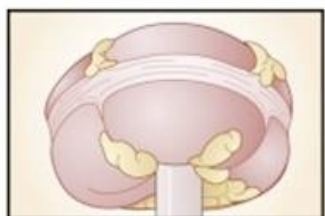


## Stomos

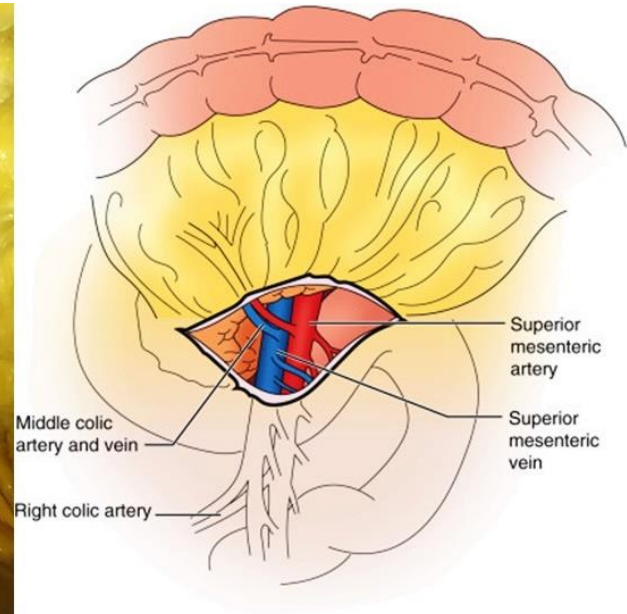


Hughes, R. (2008). 濟無No Title No Title. *Journal of Chemical Information and Modeling*, 53(9), 287. <https://doi.org/10.1017/CBO9781107415324.004>



Hughes, R. (2008). 濟無No Title No Title. *Journal of Chemical Information and Modeling*, 53(9), 287. <https://doi.org/10.1017/CBO9781107415324.004>

## Visceralinė kraujotaka



Hughes, R. (2008). 濟無No Title No Title. *Journal of Chemical Information and Modeling*, 53(9), 287. <https://doi.org/10.1017/CBO9781107415324.004>

## Vietiniai odos lopai



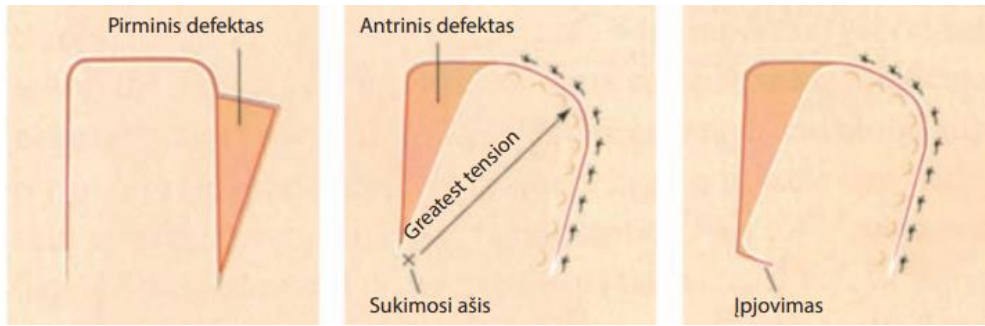
Hughes, R. (2008). 濟無No Title No Title. *Journal of Chemical Information and Modeling*, 53(9), 287. <https://doi.org/10.1017/CBO9781107415324.004>

### **Vietiniai odos lopai**

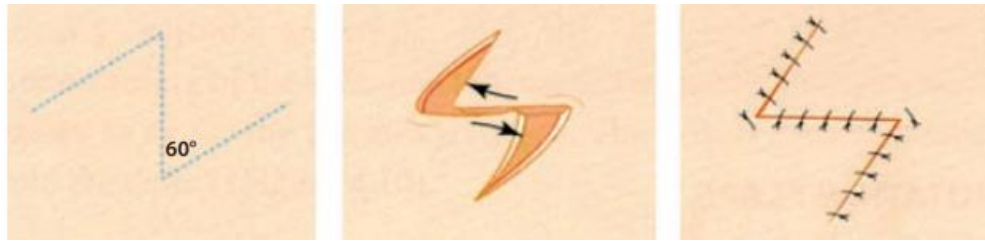
Audiniai, naudojami šalia esantiems defektams rekonstruoti, vadinami vietiniu odos lopu. Šie lopai skirstomi pagal perkėlimo techniką ir atstumą tarp jo atpreparavimo ir perkėlimo vietos. Tokių lopų kraujotaka dažniausiai yra atsitiktinė. Lopus yra maitinamas iš po juo esančio raumens ir fascijos – į tai privaloma atsižvelgti preparuojant lopą.

#### **TRANZPOZICINIAI LOPAI**

- 1) Pasukamasis lopas




2) Z – plastika



3) Limbergo lopas

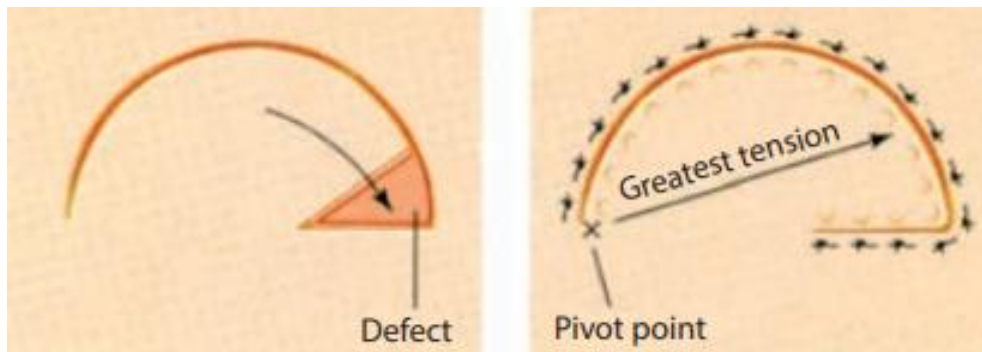


4) Dufourmentelio lopą



## ROTACINIAI LOPAI

### 1) Rotacinis lopas



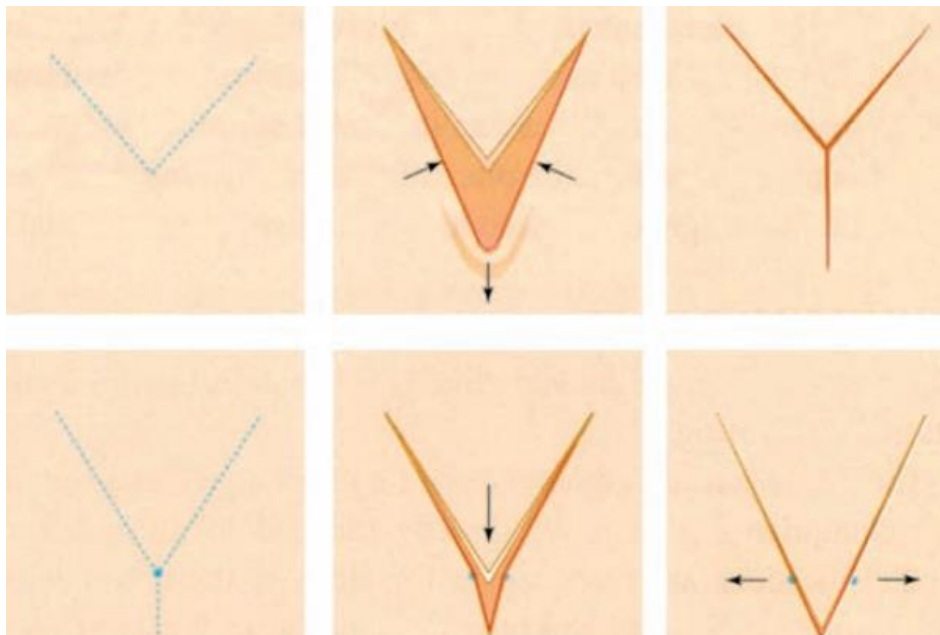
### 2) Dviskiltis (dobilo) lopas

## PASLENKAMIEJI LOPAI

### 1) Vieno stiebelio paslenkamasis lopas



### 2) V-Y lopai

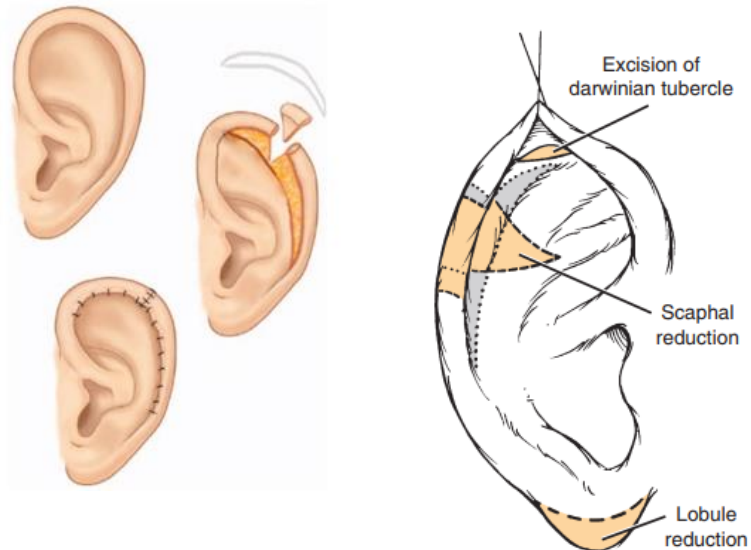


## INTERPOLIACINIAI LOPAI

- 1) Krūtinės deltinis lopas
- 2) Salelės lopas

Hughes, R. (2008). 濟無No Title No Title. *Journal of Chemical Information and Modeling*, 53(9), 287. <https://doi.org/10.1017/CBO9781107415324.004>

## Otoplastika



Hughes, R. (2008). 濟無No Title No Title. *Journal of Chemical Information and Modeling*, 53(9), 287. <https://doi.org/10.1017/CBO9781107415324.004>

Darbą atliko: LSMU MF 5k, 20gr Orinta Klimaitė

